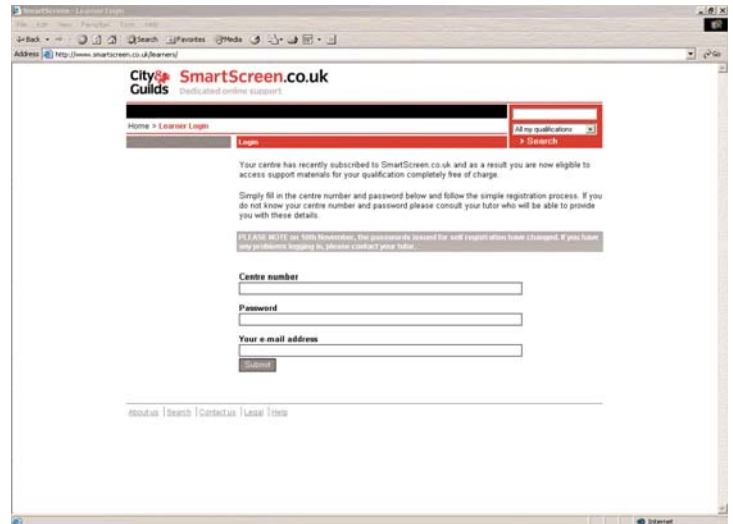


# LEARNER SELF REGISTRATION GUIDE

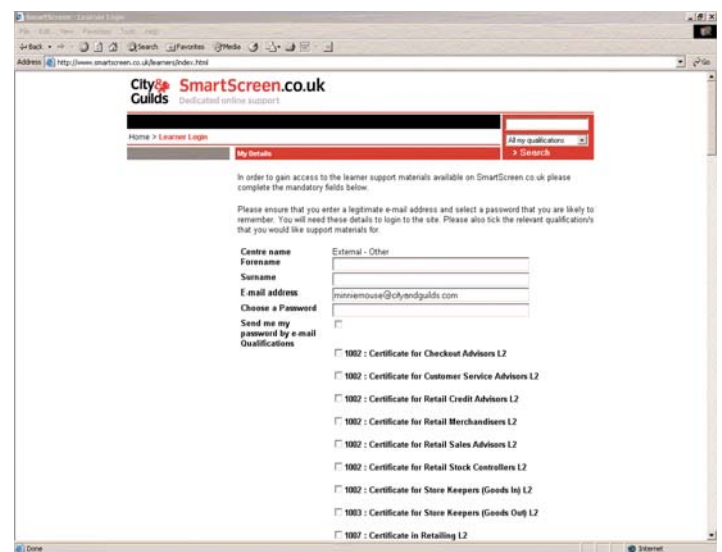
## Step 1:

- visit [www.SmartScreen.co.uk/learners](http://www.SmartScreen.co.uk/learners)
- enter your Centre Number
- the Password provided by your Tutor
- your email address
- click 'Submit'

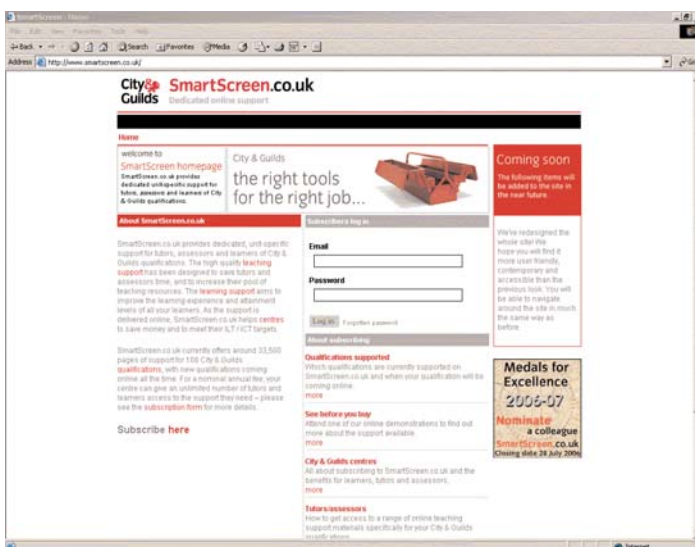


## Step 2:

- enter your name
- choose a password that you will remember
- select the qualification/s you are studying
- read the information provided at the bottom of the page, tick the box to say you agree to the terms & conditions
- click 'Register'



This is a **one-off** process



**You are now registered to use SmartScreen.co.uk.**

To view the support materials go to [www.SmartScreen.co.uk](http://www.SmartScreen.co.uk) and enter your email address and newly chosen password into the Subscribers Login Area.